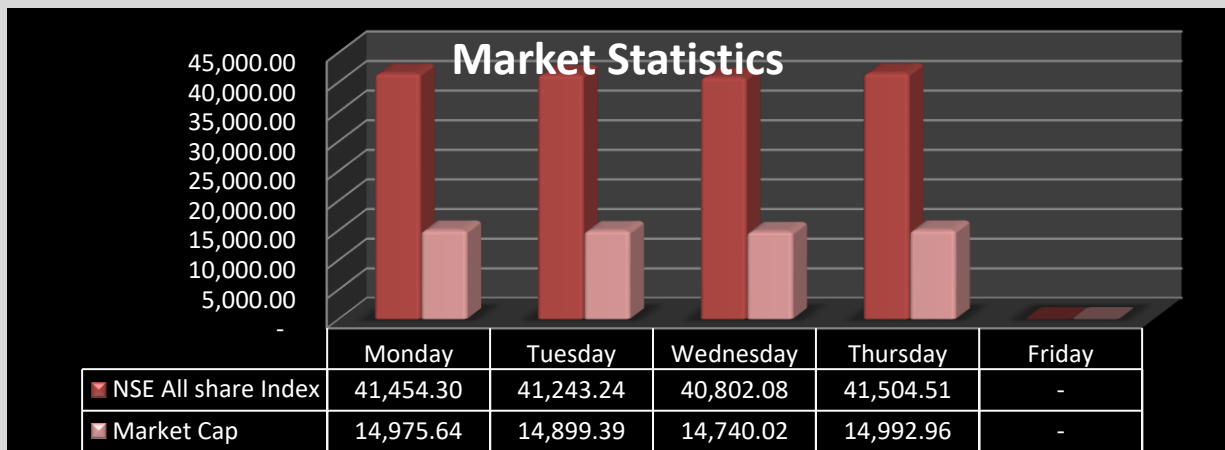


## MARKET REPORT FOR THE WEEK ENDED 29TH MARCH, 2018

### MARKET STATISTICS

	Week Opening	Week Close	Absolute Change	% Change
ALL SHARE INDEX (PTS)	41,472.10	41,504.51	32.41	0.08
MAT CAP (N'TRN)	14,981.61	14,992.96	11.35	0.08

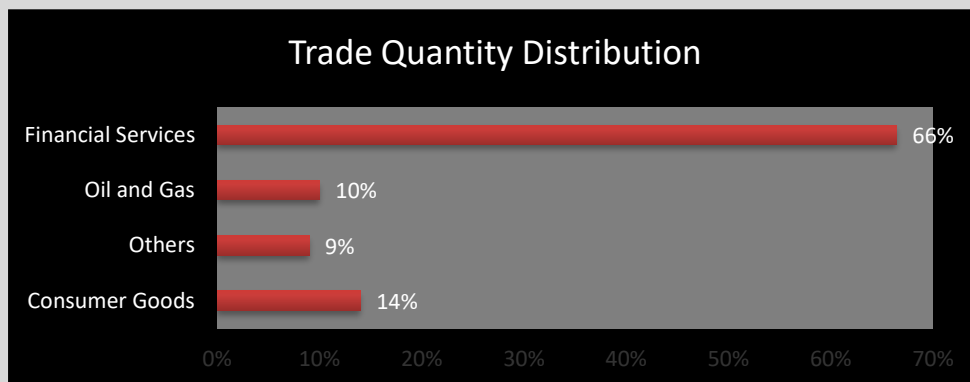

Equities market appreciated as the NSE All-Share Index increased (week-on-week) by 0.08% to close the week at 41,472.10. The Market Capitalization also appreciated by 0.08% to N14.99 trillion. On a year to date basis (YtD), the equities market appreciation has dropped to 8.53%. The market traded for four days owing to the Esther Holidays declared and the market is to be open on Tuesday, 3<sup>rd</sup> March, 2018.



### EQUITIES

A turnover of 1.54 billion shares worth N16.65 billion in 25,530 deals were traded by investors on the floor of the Exchange during the week in contrast to a total of 2.33 billion shares worth N28.93 billion in 25,530 deals transacted in the previous week.

Date	Deals	Turnover Volume	Turnover Value(N)	Traded Stocks	Advanced Stocks	Declined Stocks	Unchanged Stocks
26/3/2018	4,913.00	379.93	5,131.93	101.00	34.00	17.00	56.00
27/3/2018	4,807.00	352.89	4,142.38	104.00	21.00	31.00	56.00
28/3/2018	4,717.00	535.19	3,657.01	114.00	19.00	29.00	59.00
29/3/2018	4,368.00	272.61	3,715.45	110.00	23.00	27.00	67.00



During the week there were 40 price gainers and 40 price losers equities.

#### TOP 10 PRICE GAINERS

S/N	Stock	Week close price	Week Opening Price	% Change
1	Glaxo SmithKline Plc	34.00	25.50	0.33
2	Wema Bank Plc	0.99	0.75	0.32
3	Custodian and Allied Plc	4.96	4.10	0.21
4	Unity Kapital Assurance Plc	0.26	0.22	0.18
5	Eterna Plc	6.65	6.13	0.08
6	ABC Transport Plc	0.52	0.48	0.08
7	Law Union and Rock Insurance Plc	0.73	0.68	0.07
8	Caverton Offshore Support Plc	2.67	2.49	0.07
9	PZ Cussons Plc	23.45	22.05	0.06
10	Stanbic IBTC Holdings Plc	48.50	45.65	0.06

#### TOP 10 PRICE LOSERS

S/N	Stock	Week close price	Week Opening Price	% Change
1	Japaul Oil and Maritime Services Plc	0.59	0.69	-0.14
2	Diamond Bank Plc	1.86	2.15	-0.13
3	Champion Breweries Plc	2.40	2.71	-0.11
4	Jaiz Bank Plc	0.81	0.91	-0.11
5	Mutual Benefit Assurance Plc	0.34	0.38	-0.11
6	AllCO Insurance Plc	0.62	0.69	-0.10
7	C & I Leasing Plc	1.72	1.90	-0.09
8	Lafarge Africa Plc	45.30	50.00	-0.09
9	FTN Cocoa Processors Plc	0.20	0.22	-0.09
10	Lasaco Assurance Plc	0.33	0.36	-0.08



**DYNAMIC PORTFOLIO LIMITED**  
**CAPITAL MARKET & RESEARCH UNIT**  
*(MEMBER OF THE NIGERIAN STOCK EXCHANGE)*  
PENT HOUSE, 20 CAMPBELL STREET, LAGOS  
08055550606, 08023160752

Only the banking sector index closed positive during the week, others were in red zone.

Sectoral Index	Week Close	Previous Close	% Change
NSE Industrial Goods Index	2,192.12	2,283.04	-3.98%
NSE Banking Index	520.57	537.16	-3.09%
NSE Consumer Goods Index	978.14	961.54	1.73%
NSE Oil/Gas Index	346.91	360.43	-3.75%
NSE Insurance Index	151.09	152.90	-1.18%

### EXCHANGED TRADED PRODUCTS (ETPs)

During the week a total of 15,293 units of ETPs were traded valued at N254,840.00 in 16 deals. Compared to 4,165 units valued at N78,276.06 in 15 deals in the previous week.

S/N	Security	Deals	Volume	Value
1	VETGOODS	4	14,030	135,530.10
2	VETGRIF30	3	596	11,498.80
3	VSPBONDEF	2	575	97,640.00
4	LOTUSHAL15	1	50	621.00
5	VETINDEF	2	20	445.10
6	VETBANK	2	20	105.00
7	NEWGOLD	2	2	9,000.00
	<b>TOTAL</b>	<b>16</b>	<b>15,293</b>	<b>254,840.00</b>

### BONDS

A total of 21,583 units of Federal Government Bonds valued at N22.868 million were traded during the week in 16 deals. On the contrary, a total of 5,152 units of Federal Government Bonds valued at N4.56 million were traded during the week in 24 deals in the previous week.

	Company	Trades	Volume	Value (N)
1	ZAM2022S1	1	13,206	15,000,357.84
2	FGS2019S1	6	5,175	4,640,544.88
3	FGS201912	3	2,950	2,965,562.89
4	FGS202011	1	100	101,733.52
5	FGS2020S3	3	89	107,432.30
6	FGS2019S2	2	63	52,296.04
	<b>Total</b>	<b>16</b>	<b>21,583</b>	<b>22,867,927.47</b>



**DYNAMIC PORTFOLIO LIMITED**  
**CAPITAL MARKET & RESEARCH UNIT**  
*(MEMBER OF THE NIGERIAN STOCK EXCHANGE)*  
PENT HOUSE, 20 CAMPBELL STREET, LAGOS  
08055550606, 08023160752

## NASD OTC MARKET REPORT

The Unlisted Securities Index depreciated on Thursday (week-on-week) by 0.31% from 665.88 to 663.82 to close the week. The Market Capitalization also depreciated by 0.31% from N450.62 billion to N449.23 billion previously.

	Friday 29/03/2018	Friday 23/03/2018	Absolute Change	% Change
Unlisted Securities Index ["USI"]	663.82	665.88	-2.06	-0.31%
Market Cap (N'bn)	449.23	450.62	-1.39	-0.31%
Volume	1,001,800	1,153,500	-151,700	-13.15%
Value (N 000)	11,868.68	102,150.50	-90,281.82	-88.38%
Deals	10	8	2	25.00%

## RECOMMENDED STOCKS

STOCKS	CURRENT
PRICE	N
United Bank for Africa Plc	11.75
Glaxo Smith Kline Plc	34.00
Access Bank Plc	11.05
Caverton Offshore Support Plc	2.67

### **Disclaimer**

*This report is prepared by the Capital Market and Research Unit of Dynamic Portfolio Ltd as a guideline for clients that intend to invest in stocks on the basis of their own investment decision without completely relying on the information contained herein. Thus, Clients should use this report as one of many other factors in making their investment decisions. Although the report has been carefully prepared, no responsibility or liability whatsoever is accepted by Dynamic Portfolio Ltd for omission of facts and any consequential loss arising from the use of this report.*