

FINANCIAL NEWS

PRESCO PLC	Sep-16	Sep-15	Absolute change	% Change
For the Period Ended 30/09/2016	N'000	N'000	N'000	
Revenue	11,937,513.00	8,044,387.00	3,893,126.00	48.40
Profit after tax	6,800,270.00	3,434,536.00	3,365,734.00	98.00
Earnings per Share Naira	6.80	3.46	3.34	96.53

MUTLIVERSE MINING & EXPLORATION PLC	Sep-16	Sep-15	Absolute change	% Change
For the Period Ended 30/09/2016	N'000	N'000	N'000	
Revenue	6,374.00	33,796.00	(27,422.00)	(81.14)
Loss after tax	(381,699.00)	(324,034.00)	(57,665.00)	17.80
Loss per Share Naira	(0.09)	(0.08)	(0.01)	12.50

PAINT AND COATINGS MANUFACTURERS NIGERIA PLC	Sep-16	Sep-15	Absolute change	% Change
For the Period Ended 30/09/2016	N'000	N'000	N'000	
Revenue	2,067,045.00	1,946,102.00	120,943.00	6.21
Profit after tax	37,498.00	58,458.00	(20,960.00)	(35.85)
Earnings per Share Naira	0.05	0.07	(0.02)	(28.57)

NASCON ALLIED INDUSTRIES PLC	Sep-16	Sep-15	Absolute change	% Change
For the Period Ended 30/09/2016	N'000	N'000	N'000	
Revenue	12,794,855.00	10,192,301.00	2,602,554.00	25.53
Profit after tax	1,763,085.00	1,618,421.00	144,664.00	8.94
Earnings per Share Naira	0.89	0.81	0.08	9.88

CAP PLC	Sep-16	Sep-15	Absolute change	% Change
For the Period Ended 30/09/2016	N'000	N'000	N'000	
Revenue	4,709,541.00	5,097,628.00	(388,087.00)	(7.61)
Profit after tax	1,031,482.00	1,172,055.00	(140,573.00)	(11.99)
Earnings per Share Naira	1.47	1.67	(0.20)	(11.98)



DYNAMIC PORTFOLIO LIMITED
CAPITAL MARKET & RESEARCH UNIT
(MEMBER OF THE NIGERIAN STOCK EXCHANGE)
 PENT HOUSE, 20 CAMPBELL STREET, LAGOS
 08055550606, 08053248917, 08023160752


ZENITH INT'L BANK PLC	Sep-16	Sep-15	Absolute change	% Change
For the Period Ended 30/09/2016	N'M	N'M	N'M	
Gross Earnings	380,352.00	336,853.00	43,499.00	12.91
Profit after tax	100,074.00	83,087.00	16,987.00	20.44
Earnings per Share Naira	3.18	2.64	0.54	20.45

LASACO INSURANCE PLC	Sep-16	Sep-15	Absolute change	% Change
For the Period Ended 30/09/2016	N'000	N'000	N'000	
Gross Premium Written	4,965,238.00	3,940,897.00	1,024,341.00	25.99
Profit after tax	715,392.00	355,954.00	359,438.00	100.98
Earnings per Share Naira	0.10	0.05	0.05	100.00

OMOLUABI SAVINGS AND LOANS PLC	Sep-16	Sep-15	Absolute change	% Change
For the Period Ended 30/09/2016	N'000	N'000	N'000	
Gross Earnings	214,275.00	172,284.00	41,991.00	24.37
Profit after tax	48,936.00	86,369.00	(37,433.00)	(43.34)

CORNERSTONE INSURANCE PLC	Sep-16	Sep-15	Absolute change	% Change
For the Period Ended 30/09/2016	N'000	N'000	N'000	
Gross Premium Written	7,674,809.00	6,011,361.00	1,663,448.00	27.67
(Loss)/after tax	(435,834.00)	655,190.00	(1,091,024.00)	(166.52)
(Loss)/Earnings per Share Naira	(0.03)	0.10	(0.13)	(130.00)

THOMAS WYATT NIGERIA PLC	Dec-14	Dec-13	Absolute change	% Change
For the Year Ended 31/12/2014	N'000	N'000	N'000	
Revenue	54,181,236.00	94,027,906.00	(39,846,670.00)	(42.38)
Loss after tax	(22,485,418.00)	(6,890,319.00)	(15,595,099.00)	226.33
Loss per Share Naira	(0.10)	(0.03)	(0.07)	233.33



DYNAMIC PORTFOLIO LIMITED
CAPITAL MARKET & RESEARCH UNIT
(MEMBER OF THE NIGERIAN STOCK EXCHANGE)
 PENT HOUSE, 20 CAMPBELL STREET, LAGOS
 0805550606, 08053248917, 08023160752


NEM INSURANCE PLC	Sep-16	Sep-15	Absolute change	% Change
For the Period Ended 30/09/2016	N'000	N'000	N'000	
Gross Premium Written	9,008,903.00	8,707,538.00	301,365.00	3.46
Profit after tax	1,249,310.00	2,106,663.00	(857,353.00)	(40.70)

UNITY BANK PLC	Sep-16	Sep-15	Absolute change	% Change
For the Period Ended 30/09/2016	N'000	N'000	N'000	
Gross Income	35,173,924.00	49,200,862.00	(14,026,938.00)	(28.51)
Profit after tax	3,425,585.00	9,313,054.00	(5,887,469.00)	(63.22)
Earnings per Share Naira	0.29	0.20	0.09	45.00

GLAXO SMITHKLINE CONSUMER NIGERIA PLC	Sep-16	Sep-15	Absolute change	% Change
For the Period Ended 30/09/2016	N'000	N'000	N'000	
Revenue	20,540,327.00	30,634,708.00	(10,094,381.00)	(32.95)
(Loss)/Profit after tax	(4,046,403.00)	954,496.00	(5,000,899.00)	(523.93)
(Loss)/Earnings per Share Naira	(3.35)	0.95	(4.30)	(452.63)

CEMENT COMPANY OF NORTHERN NIGERIA PLC	Sep-16	Sep-15	Absolute change	% Change
For the Period Ended 30/09/2016	N'000	N'000	N'000	
Revenue	9,229,341.00	11,145,067.00	(1,915,726.00)	(17.19)
Profit after tax	721,578.00	1,647,574.00	(925,996.00)	(56.20)
Earnings per Share Naira	0.57	1.31	(0.74)	(56.49)

COURTVILLE BUSINESS SOLUTIONS PLC	Sep-16	Sep-15	Absolute change	% Change
For the Period Ended 30/09/2016	N'000	N'000	N'000	
Revenue	945,373.00	1,291,177.00	(345,804.00)	(26.78)
Profit after tax	27,077.00	254,815.00	(227,738.00)	(89.37)
Earnings per Share Naira	0.02	0.07	(0.05)	(71.43)



UACN PROPERTY DEVELOPMENT CO. PLC	Sep-16	Sep-15	Absolute change	% Change
For the Period Ended 30/09/2016	N'000	N'000	N'000	
Revenue	3,209,241.00	4,102,952.00	(893,711.00)	(21.78)
Profit/(Loss) after tax	23,773.00	(109,762.00)	133,535.00	(121.66)
Earnings/(Loss) per Share Naira	0.03	(0.04)	0.07	(175.00)

ROYAL EXCHANGE PLC	Sep-16	Sep-15	Absolute change	% Change
For the Period Ended 30/09/2016	N'000	N'000	N'000	
Gross Premium Written	10,821,379.00	8,873,709.00	1,947,670.00	21.95
Profit after tax	186,725.00	75,712.00	111,013.00	146.63
Earnings per Share Naira	0.04	0.01	0.03	300.00

CONTINENTAL REINSURANCE PLC	Sep-16	Sep-15	Absolute change	% Change
For the Period Ended 30/09/2016	N'000	N'000	N'000	
Gross Premium Written	17,513,825.00	15,109,917.00	2,403,908.00	15.91
Profit after tax	3,751,307.00	1,537,617.00	2,213,690.00	143.97
Earnings per Share Naira	0.36	0.15	0.21	140.00

STERLING BANK PLC	Sep-16	Sep-15	Absolute change	% Change
For the Period Ended 30/09/2016	N'000	N'000	N'000	
Gross Earnings	79,652,087.00	81,811,576.00	(2,159,489.00)	(2.64)
Profit after tax	5,536,703.00	7,547,592.00	(2,010,889.00)	(26.64)
Earnings per Share Naira	0.19	0.26	(0.07)	(26.92)

FORTIS MICROFINANCE BANK PLC	Sep-16	Sep-15	Absolute change	% Change
For the Period Ended 30/09/2016	N'000	N'000	N'000	
Interest Income	2,651,732.00	1,836,287.00	815,445.00	44.41
Profit after tax	421,730.00	365,846.00	55,884.00	15.28
Earnings per Share Naira	0.19	0.22	(0.03)	(13.64)



NIGERIAN AVIATION HANDLING CO. PLC	Sep-16	Sep-15	Absolute change	% Change
For the Period Ended 30/09/2016	N'000	N'000	N'000	
Revenue	5,881,138.00	6,316,800.00	(435,662.00)	(6.90)
Profit after tax	227,120.00	519,475.00	(292,355.00)	(56.28)
Earnings per Share Naira	0.14	0.33	(0.19)	(57.58)

MRS OIL NIGERIA PLC	Sep-16	Sep-15	Absolute change	% Change
For the Period Ended 30/09/2016	N'000	N'000	N'000	
Revenue	82,335,324.00	64,590,068.00	17,745,256.00	27.47
Profit after tax	1,170,299.00	730,586.00	439,713.00	60.19
Earnings per Share Naira	4.61	2.88	1.73	60.07

TOTAL OIL NIGERIA PLC	Sep-16	Sep-15	Absolute change	% Change
For the Period Ended 30/09/2016	N'000	N'000	N'000	
Turnover	71,868,608.00	45,326,443.00	26,542,165.00	58.56
Profit after tax	5,744,002.00	3,649,589.00	2,094,413.00	57.39
Earnings per Share Naira	15.93	10.12	5.81	57.41

BERGER PAINTS NIGERIA PLC	Sep-16	Sep-15	Absolute change	% Change
For the Period Ended 30/09/2016	N'000	N'000	N'000	
Revenue	1,952,327.00	2,152,479.00	(200,152.00)	(9.30)
Profit after tax	34,234.00	206,299.00	(172,065.00)	(83.41)
Earnings per Share Naira	0.12	0.71	(0.59)	(83.10)

AIICO INSURANCE PLC	Sep-16	Sep-15	Absolute change	% Change
For the Period Ended 30/09/2016	N'000	N'000	N'000	
Gross Premium Written	21,002,606.00	25,075,083.00	(4,072,477.00)	(16.24)
Profit after tax	1,058,445.00	2,123,094.00	(1,064,649.00)	(50.15)
Earnings per Share Naira	0.43	0.38	0.05	13.16




PREMIER PAINTS PLC	Sep-16	Sep-15	Absolute change	% Change
For the Period Ended 30/09/2016	N'000	N'000	N'000	
Turnover	234,908.00	170,635.00	64,273.00	37.67
Loss after tax	(15,676.00)	(24,939.00)	9,263.00	(37.14)
Lposs per Share Naira	(0.13)	(0.20)	0.07	(35.00)

STANDARD ALLIANCE INSURANCE PLC	Sep-16	Sep-15	Absolute change	% Change
For the Period Ended 30/09/2016	N'000	N'000	N'000	
Gross Premium Written	3,883,573.00	3,992,526.00	(108,953.00)	(2.73)
Profit after tax	717,151.00	369,965.00	347,186.00	93.84
Earnings per Share Naira	0.07	0.04	0.03	75.00

BETA GLASS PLC	Sep-16	Sep-15	Absolute change	% Change
For the Period Ended 30/09/2016	N'000	N'000	N'000	
Revenue	13,340,989.00	11,523,961.00	1,817,028.00	15.77
Profit after tax	2,894,178.00	1,600,478.00	1,293,700.00	80.83
Earnings per Share Naira	5.79	3.20	2.59	80.94

NPF MICROFINANCE BANK PLC	Sep-16	Sep-15	Absolute change	% Change
For the Period Ended 30/09/2016	N'000	N'000	N'000	
Interest Income	2,099,269.00	2,592,694.00	(493,425.00)	(19.03)
Profit after tax	687,040.00	514,598.00	172,442.00	33.51
Earnings per Share Naira	0.30	0.21	0.09	42.86

SEPLAT PETROLEUM DEVELOPMENT CO. PLC	Sep-16	Sep-15	Absolute change	% Change
For the Period Ended 30/09/2016	\$'000	\$'000	\$'000	
Revenue	202,689.00	419,866.00	(217,177.00)	(51.73)
(Loss)/Profit after tax	(97,774.00)	68,678.00	(166,452.00)	(242.37)
(Loss)/Earnings per Share Naira	(0.17)	0.11	(0.28)	(254.55)



DANGOTE CEMENT PLC	Sep-16	Sep-15	Absolute change	% Change
For the Period Ended 30/09/2016	N'M	N'M	N'M	
Revenue	442,092.00	365,450.00	76,642.00	20.97
Profit after tax	133,521.00	157,993.00	(24,472.00)	(15.49)
Earnings per Share Naira	8.13	9.80	(1.67)	(17.04)

LIVESTOCK FEEDS PLC	Sep-16	Sep-15	Absolute change	% Change
For the Period Ended 30/09/2016	N'000	N'000	N'000	
Revenue	7,633,808.00	6,371,792.00	1,262,016.00	19.81
Profit after tax	107,344.00	112,242.00	(4,898.00)	(4.36)
Earnings per Share Naira	0.05	0.06	(0.01)	(16.67)

PORTLAND PAINTS AND PRODUCTS NIGERIA PLC	Sep-16	Sep-15	Absolute change	% Change
For the Period Ended 30/09/2016	N'000	N'000	N'000	
Revenue	1,358,687.00	1,664,494.00	(305,807.00)	(18.37)
Loss after tax	(46,486.00)	(115,191.00)	68,705.00	(59.64)
Loss per Share Naira	(0.14)	(0.29)	0.15	(51.72)

CONOIL PLC	Sep-16	Sep-15	Absolute change	% Change
For the Period Ended 30/09/2016	N'000	N'000	N'000	
Revenue	63,950,683.00	60,156,690.00	3,793,993.00	6.31
Profit after tax	1,809,597.00	1,196,919.00	612,678.00	51.19
Earnings per Share Naira	2.61	1.72	0.89	51.74

TOTAL NIGERIA PLC	Sep-16	Sep-15	Absolute change	% Change
For the Period Ended 30/09/2016	N'000	N'000	N'000	
Revenue	220,216,736.00	159,299,273.00	60,917,463.00	38.24
Profit after tax	11,632,334.00	2,770,177.00	8,862,157.00	319.91
Earnings per Share Naira	34.26	8.16	26.10	319.85



UNILEVER NIGERIA PLC	Sep-16	Sep-15	Absolute change	% Change
For the Period Ended 30/09/2016	N'000	N'000	N'000	
Revenue	17,593,461.00	13,977,291.00	3,616,170.00	25.87
Profit after tax	388,229.00	55,388.00	332,841.00	600.93
Earnings per Share Naira	0.10	0.01	0.09	900.00

UNION BANK OF NIGERIA PLC	Sep-16	Sep-15	Absolute change	% Change
For the Period Ended 30/09/2016	N'M	N'M	N'M	
Gross Earnings	93,429.00	83,715.00	9,714.00	11.60
Profit after tax	13,012.00	9,337.00	3,675.00	39.36
Earnings per Share Naira	0.76	0.55	0.21	38.18

AFRICA PRUDENTIAL REGISTRARS PLC	Sep-16	Sep-15	Absolute change	% Change
For the Period Ended 30/09/2016	N'000	N'000	N'000	
Registrars Fee Income	1,549,534.00	1,761,931.00	(212,397.00)	(12.05)
Profit after tax	822,541.00	1,081,267.00	(258,726.00)	(23.93)
Earnings per Share Naira	0.41	0.54	(0.13)	(24.07)

DIAMOND BANK PLC	Sep-16	Sep-15	Absolute change	% Change
For the Period Ended 30/09/2016	N'000	N'000	N'000	
Gross Earnings	151,108,763.00	156,542,908.00	(5,434,145.00)	(3.47)
Profit after tax	13,187,195.00	17,902,562.00	(4,715,367.00)	(26.34)
Earnings per Share Naira	0.15	0.68	(0.53)	(77.94)

CONSOLIDATED HALLMARK INSURANCE PLC	Sep-16	Sep-15	Absolute change	% Change
For the Period Ended 30/09/2016	N'000	N'000	N'000	
Gross Premium Written	4,924,157.00	4,939,412.00	(15,255.00)	(0.31)
Profit after tax	196,027.00	362,064.00	(166,037.00)	(45.86)
Earnings per Share Naira	0.03	0.06	(0.03)	(50.00)



ABC TRANSPORT PLC	Sep-16	Sep-15	Absolute change	% Change
For the Period Ended 30/09/2016	N'000	N'000	N'000	
Revenue	5,099,074.00	5,101,614.00	(2,540.00)	(0.05)
Loss after tax	(617,306.00)	(9,551.00)	(607,755.00)	6,363.26
Loss per Share Naira	(37.24)	(0.58)	(36.66)	6,320.69

FLOUR MILLS OF NIGERIA PLC	Sep-16	Sep-15	Absolute change	% Change
For the Period Ended 30/09/2016	N'000	N'000	N'000	
Revenue	255,304,658.00	177,583,206.00	77,721,452.00	43.77
Profit after tax	6,464,745.00	24,019,321.00	(17,554,576.00)	(73.09)
Earnings per Share Naira	2.23	9.00	(6.77)	(75.22)

AXA MANSARD INSURANCE PLC	Sep-16	Sep-15	Absolute change	% Change
For the Period Ended 30/09/2016	N'000	N'000	N'000	
Gross Premium Written	4,924,157.00	4,939,412.00	(15,255.00)	(0.31)
Profit after tax	196,027.00	362,064.00	(166,037.00)	(45.86)
Earnings per Share Naira	0.03	0.06	(0.03)	(50.00)

NESTLE NIGERIA PLC	Sep-16	Sep-15	Absolute change	% Change
For the Period Ended 30/09/2016	N'000	N'000	N'000	
Revenue	16,942,722.00	13,502,020.00	3,440,702.00	25.48
Profit after tax	1,575,755.00	1,809,499.00	(233,744.00)	(12.92)
Earnings per Share Naira	0.21	0.14	0.07	50.00

ALUMINIUM EXTRUSION INDUSTRIES PLC	Sep-16	Sep-15	Absolute change	% Change
For the Period Ended 30/09/2016	N'000	N'000	N'000	
Revenue	2,280,932.00	1,951,262.00	329,670.00	16.90
Profit after tax	80,016.00	105,001.00	(24,985.00)	(23.80)
Earnings per Share Naira	0.36	0.48	(0.12)	(25.00)



TRANSNATIONAL CORPORATION OF NIGERIA PLC	Sep-16	Sep-15	Absolute change	% Change
For the Period Ended 30/09/2016	N'000	N'000	N'000	
Revenue	41,921,050.00	30,425,206.00	11,495,844.00	37.78
Profit after tax	(13,809,129.00)	5,822,385.00	(19,631,514.00)	(337.17)
Earnings per Share Naira	(0.19)	0.08	(0.27)	(337.50)

GUINNESS NIGERIA PLC	Sep-16	Sep-15	Absolute change	% Change
For the Period Ended 30/09/2016	N'000	N'000	N'000	
Revenue	23,018,313.00	21,741,803.00	1,276,510.00	5.87
Profit after tax	2,226,932.00	362,296.00	1,864,636.00	514.67
Earnings per Share Naira	(1.48)	0.24	(1.72)	(716.67)

MORRISON INDUSTRIES PLC	Sep-16	Sep-15	Absolute change	% Change
For the Period Ended 30/09/2016	N'000	N'000	N'000	
Revenue	112,252.00	142,254.00	(30,002.00)	(21.09)
Profit after tax	(36,460.00)	(9,220.00)	(27,240.00)	295.44
Earnings per Share Naira	(0.24)	(0.06)	(0.18)	300.00

DANGOTE SUGAR REFINERY PLC	Sep-16	Sep-15	Absolute change	% Change
For the Period Ended 30/09/2016	N'000	N'000	N'000	
Revenue	115,253,189.00	73,046,297.00	42,206,892.00	57.78
Profit after tax	10,117,054.00	9,335,011.00	782,043.00	8.38
Earnings per Share Naira	0.84	0.78	0.06	7.69

FIRST BANK OF NIGERIA HOLDINGS PLC	Sep-16	Sep-15	Absolute change	% Change
For the Period Ended 30/09/2016	N'M	N'M	N'M	
Gross Earnings	417,350.00	390,043.00	27,307.00	7.00
Profit after tax	42,517.00	50,217.00	(7,700.00)	(15.33)