

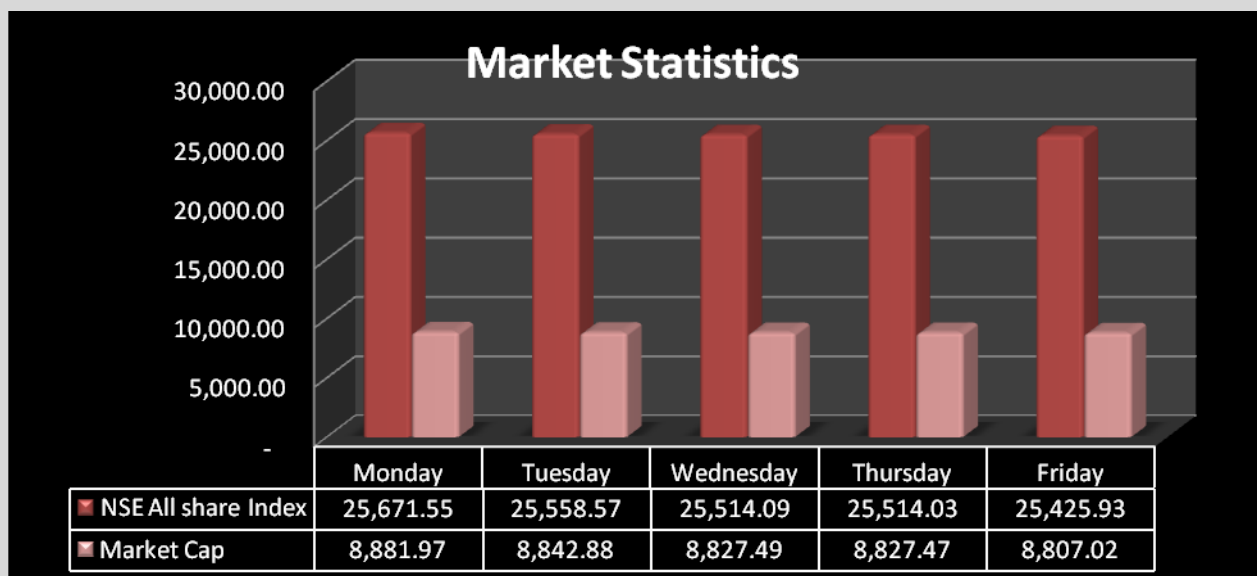


DYNAMIC PORTFOLIO LIMITED
CAPITAL MARKET & RESEARCH UNIT
(MEMBER OF THE NIGERIAN STOCK EXCHANGE)
 PENT HOUSE, 20 CAMPBELL STREET, LAGOS
 08055550606, 08023160752

MARKET STATISTICS

	Week Opening	Week Close	Absolute Change	% Change
ALL SHARE INDEX (PTS)	25,653.16	25,425.93	- 227.23	-0.89
MAT CAP (N'TRN)	8,878.07	8,807.02	- 71.05	-0.80


The NSE All-Share Index and Market Capitalization depreciated by 0.89% to close on Friday at 25,425.93 and ₦8,807.02 trillion respectively.



EQUITIES

A turnover of 1.309 billion shares worth ₦ 10.323 billion in 13,042 deals were traded by investors on the floor of the Exchange in contrast to a total of 1.029 billion shares worth ₦ 7.980 billion in 13,441 deals last week.

Date	Deals	Turnover Volume	Turnover Value(N)	Traded Stocks	Advanced Stocks	Declined Stocks	Unchanged Stocks
20-Mar-17	2,587.00	495.24	2,548.74	92.00	13.00	22.00	57.00
21-Mar-17	2,675.00	153.72	1,500.88	91.00	13.00	24.00	54.00
22-Mar-17	2,306.00	198.84	2,527.50	89.00	15.00	22.00	52.00
23-Mar-17	2,861.00	115.11	1,415.69	90.00	14.00	20.00	56.00
24-Mar-17	2,613.00	346.07	2,330.41	92.00	7.00	21.00	64.00



DYNAMIC PORTFOLIO LIMITED
CAPITAL MARKET & RESEARCH UNIT
(MEMBER OF THE NIGERIAN STOCK EXCHANGE)
 PENT HOUSE, 20 CAMPBELL STREET, LAGOS
 08055550606, 08023160752

TOP 10 PRICE GAINERS

S/N	Stock	Week close price	Week Opening Price	Absolute Change
1	NESTLE NIGERIA PLC	749.00	730.01	18.99
2	MOBIL OIL NIGERIA PLC	297.25	280.00	17.25
3	LAFARGE AFRICA PLC	41.01	36.00	5.01
4	JULIUS BERGER NIGERIA PLC	41.95	39.95	2.00
5	CEMENT COMPANY OF NOTHERN NIGERIA PLC	4.70	4.50	0.20
6	GUARANTY TRUST BANK PLC	26.50	26.30	0.20
7	CAP PLC	28.20	28.01	0.19
8	OANDO OIL PLC	5.19	5.05	0.14
9	FIDSON HEALTHCARE PLC	1.01	0.89	0.12
10	NASCON ALLIED INDUSTRIES PLC	6.90	6.80	0.10

TOP 10 PRICE LOSERS


S/N	Stock	Week close price	Week Opening Price	Absolute Change
1	SEPLAT PETROLEUM DEVELOPMENT COMPANY LTD	359.28	398.00	- 38.72
2	GUINNESS NIGERIA PLC	60.00	66.50	- 6.50
3	FORTE OIL PLC	45.00	47.95	- 2.95
4	UNILEVER NIGERIA PLC	32.30	34.00	- 1.70
5	7UP BOTTLING COMPANY PLC	76.01	77.71	- 1.70
6	TOTAL NIGERIA PLC	272.90	274.55	- 1.65
7	U.A.C.N PLC	12.91	14.00	- 1.09
8	DANGOTE CEMENT PLC	165.00	166.00	- 1.00
9	STANBIC IBTC HOLDINGS PLC	17.71	18.50	- 0.79
10	INTERNATIONAL BREWERIES PLC	15.00	15.70	- 0.70



DYNAMIC PORTFOLIO LIMITED
CAPITAL MARKET & RESEARCH UNIT
(MEMBER OF THE NIGERIAN STOCK EXCHANGE)

PENT HOUSE, 20 CAMPBELL STREET,
LAGOS

08055550606, 08023160752



DYNAMIC PORTFOLIO LIMITED
CAPITAL MARKET & RESEARCH UNIT
(MEMBER OF THE NIGERIAN STOCK EXCHANGE)
 PENT HOUSE, 20 CAMPBELL STREET, LAGOS
 08055550606, 08023160752

FINANCIAL NEWS

AUDITED ACCOUNTS

UNILEVER NIGERIA PLC : FINANCIAL STATEMENTS FOR THE PERIOD ENDED 31 DECEMBER, 2016

₦' 000 Revenue 2016 ₦69,777,061 2015 ₦ 59,221,748 Profit After Tax 2016 ₦3,071,885 2015 ₦1,192,366

STANBIC IBTC HOLDINGS PLC : FINANCIAL STATEMENTS FOR THE PERIOD ENDED 31 DECEMBER, 2016

₦' 000 Revenue 2016 ₦156,425 2015 ₦ 140,027 Profit After Tax 2016 ₦28,520 2015 ₦18,891

CADBURY PLC : FINANCIAL STATEMENTS FOR THE PERIOD ENDED 31 DECEMBER, 2016

₦' 000 Revenue 2016 ₦29,979,410 2015 ₦ 27,825,194 (Loss)/Profit After Tax 2016 ₦(296,402) 2015 ₦1,153,295

ETPs


Also traded during the week were a total of 11,605 units of Exchange Traded Products valued at 144,769.40 executed in 7 deals compared to a total of 20 units valued at 90.90 executed in 2 deals last week .

S/N	Security	Deals	Volume	Value
1	VETBANK	3.00	420.00	1,175.70
2	VETGOODS	1.00	10.00	63.20
3	LOTUSHAL15	1.00	10,000.00	79,900.00
4	VETGRIF30	1.00	1,165.00	13,630.50
5	NEWGOLD	1.00	10.00	50,000.00
	TOTAL	7.00	11,605.00	144,769.40

BONDS

A total of 18,144 units of Federal Government Bonds valued at N17.555 billion were traded this week in 12 deals, compared with a total of 8,390 units valued at N8.203 million transacted last week in 4 deals

S/N	Company	Trades	Volume	Value
1	FG112024S1	4.00	2,004.00	1,859,978.43
2	FG112034S2	1.00	3,000.00	2,400,431.43
3	FG9B2019S3	2.00	2,640.00	2,757,602.76
4	FG122020S1	4.00	8,500.00	8,470,238.66
5	FG9B2022S1	1.00	2,000.00	2,066,896.34
	TOTAL	12.00	18,144.00	17,555,147.62



DYNAMIC PORTFOLIO LIMITED
CAPITAL MARKET & RESEARCH UNIT
(MEMBER OF THE NIGERIAN STOCK EXCHANGE)
PENT HOUSE, 20 CAMPBELL STREET, LAGOS
08055550606, 08023160752


NASD OTC MARKET REPORT

The Unlisted Securities Index depreciated by 0.40%, from 617.34 to 614.86

Market Capitalization also decreased to ₦416.09 billion from ₦417.78 billion when compared with Friday last week trading day.

Trading activities increased in volume as 33,086 securities worth ₦6,220,023 in 15 deals exchanged hands today, as against 700 securities worth ₦6,487,049 in 10 deals carried out last week Friday.

OTC Snapshot	Friday 24/03/2017	Friday 17/03/2017	Absolute Change	% Change
Unlisted Securities Index ["USI"]	614.86	617.34	- 2.48	-0.40
Market Cap (N'bn)	416.09	417.78	- 1.69	-0.40
Volume	669.60	1,000.70	- 331.10	-33.09
Value (N 000)	6.22	6.49	- 0.27	-4.16
Deals	15.00	10.00	5.00	50.00



DYNAMIC PORTFOLIO LIMITED
CAPITAL MARKET & RESEARCH UNIT
(MEMBER OF THE NIGERIAN STOCK EXCHANGE)
PENT HOUSE, 20 CAMPBELL STREET, LAGOS
08055550606, 08023160752

RECOMMENDED STOCKS

STOCKS	CURRENT
PRICE	
	₦
ZENITH INT'L BANK PLC	13.49
GUARANTY TRUST BANK PLC	26.50
NIGERIAN BREWERIES PLC	130.00
NESTLE NIGERIA PLC	749.00
UNITED BANK FOR AFRICA PLC	5.39
DANGOTE CEMENT PLC	165.00
ACCESS BANK PLC	6.10
TOTAL NIGERIA PLC	272.90
DANGOTE SUGAR REFINERY PLC	6.16
STANBIC IBTC HOLDINGS PLC	17.71

Disclaimer

This report is prepared by the Capital Market and Research Unit of Dynamic Portfolio Ltd as a guideline for clients that intend to invest in stocks on the basis of their own investment decision without completely relying on the information contained herein. Thus, Clients should use this report as one of many other factors in making their investment decisions. Although the report has been carefully prepared, no responsibility or liability whatsoever is accepted by Dynamic Portfolio Ltd for omission of facts and any consequential loss arising from the use of this report.