

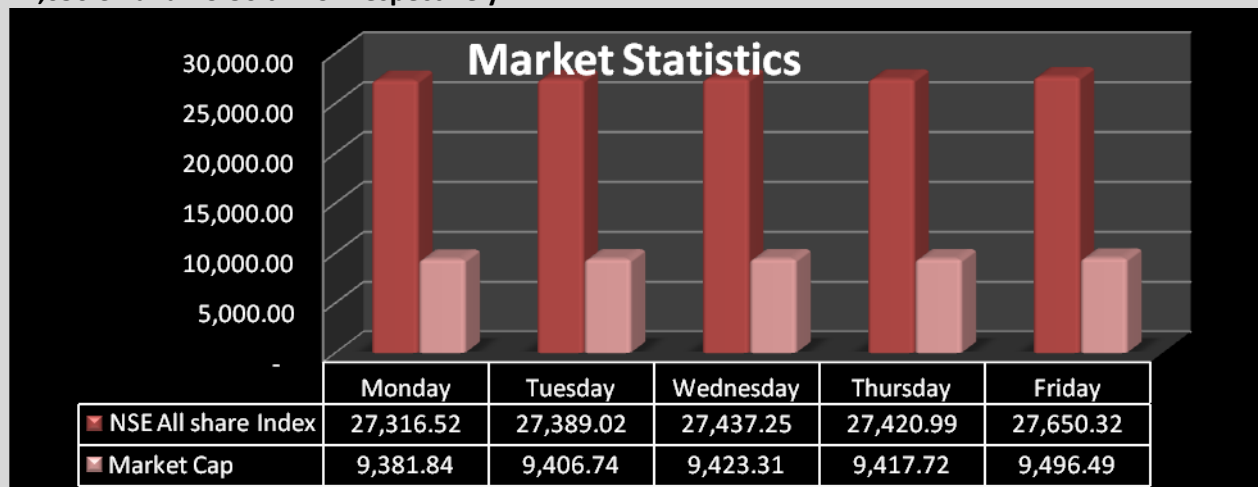


DYNAMIC PORTFOLIO LIMITED
CAPITAL MARKET & RESEARCH UNIT
(MEMBER OF THE NIGERIAN STOCK EXCHANGE)
 PENT HOUSE, 20 CAMPBELL STREET, LAGOS
 08055550606, 08023160752

MARKET STATISTICS

	Week Opening	Week Close	Absolute Change	% Change
ALL SHARE INDEX (PTS)	27,246.88	27,650.32	403.44	1.48
MAT CAP (N'TRN)	9,357.93	9,496.49	138.56	1.48

The NSE All-Share Index and Market Capitalization appreciated by 1.48% to close on Friday at 27,650.32 and ₦9.50 trillion respectively.



EQUITIES

A turnover of 1.375 billion shares worth ₦ 12.940 billion in 16,915 deals were traded by investors on the floor of the Exchange in contrast to a total of 1.361 billion shares worth ₦ 10.712 billion in 16,070 deals last week.

Date	Deals	Turnover Volume	Turnover Value(N)	Traded Stocks	Advanced Stocks	Declined Stocks	Unchanged Stocks
15-Aug-16	3,742.00	213.64	2,049.00	95.00	11.00	37.00	47.00
16-Aug-16	3,512.00	235.89	2,229.83	102.00	15.00	18.00	69.00
17-Aug-16	3,438.00	297.48	2,288.95	88.00	21.00	16.00	51.00
18-Aug-16	2,883.00	313.28	3,603.82	88.00	16.00	18.00	54.00
19-Aug-16	3,340.00	314.60	2,768.14	99.00	23.00	21.00	55.00



DYNAMIC PORTFOLIO LIMITED
CAPITAL MARKET & RESEARCH UNIT
(MEMBER OF THE NIGERIAN STOCK EXCHANGE)
PENT HOUSE, 20 CAMPBELL STREET, LAGOS
08055550606, 08023160752

TOP 10 PRICE GAINERS

S/N	Stock	Week close price	Week Opening Price	Absolute Change
1	NIGERIAN BREWERIES PLC	138.01	130.50	7.51
2	7UP BOTTLING COMPANY PLC	114.45	109.03	5.42
3	NESTLE NIGERIA PLC	825.01	820.00	5.01
4	TOTAL NIGERIA PLC	244.00	239.00	5.00
5	UNILEVER NIGERIA PLC	38.58	35.00	3.58
6	DANGOTE CEMENT PLC	183.00	180.01	2.99
7	LAFARGE AFRICA PLC	56.00	53.28	2.72
8	GUARANTY TRUST BANK PLC	25.25	24.25	1.00
9	STANBIC IBTC HOLDINGS PLC	14.50	13.90	0.60
10	ZENITH INT'L BANK PLC	15.80	15.30	0.50

TOP 10 PRICE LOSERS


S/N	Stock	Week close price	Week Opening Price	Absolute Change
1	FORTE OIL PLC	160.10	169.56	- 9.46
2	MOBIL OIL NIGERIA PLC	162.65	169.67	- 7.02
3	CONOIL PLC	21.65	23.96	- 2.31
4	GUINNESS NIGERIA PLC	93.00	95.00	- 2.00
5	SEPLAT PETROLEUM DEVELOPMENT COMPANY PLC	240.00	242.00	- 2.00
6	MRS OIL NIGERIA PLC	36.65	38.57	- 1.92
7	PRESKO PLC	36.96	38.85	- 1.89
8	INTERNATIONAL BREWERIES PLC	18.39	20.00	- 1.61
9	CAP PLC	27.30	28.70	- 1.40
10	CEMENT COMPANY OF NORTHERN NIGERIA PLC	5.81	6.60	- 0.79

FINANCIAL NEWS

AUDITED ACCOUNTS

PZ CUSSONS NIGERIA PLC : FINANCIAL STATEMENTS FOR THE YEAR ENDED 31 MAY, 2016

₦'000 Revenue 2016 ₦69,527,537 2015 ₦ 73,126,070 Profit After Tax 2016 ₦2,129,689 2015 ₦4,570,787 2014 EPS 0.47 2013 1.02



FINANCIAL NEWS

UNAUDITED ACCOUNTS

UNION BANK OF NIGERIA PLC : FINANCIAL STATEMENTS FOR THE PERIOD ENDED 30 JUNE, 2016

₦'M Gross Earnings 2016 ₦60,069 2015 ₦ 55,389 Profit After Tax 2016 ₦8,761 2015 ₦6,458 2016 EPS 0.52 2015 0.38

GUARANTY TRUST BANK PLC : FINANCIAL STATEMENTS FOR THE PERIOD ENDED 30 JUNE, 2016

₦'000 Gross Earnings 2016 ₦209,872,662 2015 ₦ 152,995,735 Profit After Tax 2016 ₦77,461,074 2015 ₦53,373,581 2016 EPS 2.74 2015 1.88

AVON CROWNCAPS & CONTAINERS NIGERIA PLC : FINANCIAL STATEMENTS FOR THE PERIOD ENDED 30 JUNE, 2016

₦'000 Revenue 2016 ₦4,077,927 2015 ₦ 3,410,938 Loss After Tax 2016 ₦201,750 2015 ₦27,244 2016 EPS (29.50) 2015 (3.98)

AUSTIN LAZ & COMPANY PLC : FINANCIAL STATEMENTS FOR THE PERIOD ENDED 30 JUNE, 2016

₦'000 Revenue 2016 ₦130,025 2015 ₦ 37,265 Loss After Tax 2016 ₦42,162 2015 ₦44,433

UNIVERSAL INSURANCE PLC : FINANCIAL STATEMENTS FOR THE PERIOD ENDED 30 SEPTEMBER 2015

₦'000 Gross Premium Written 2015 ₦610,560 2014 ₦ 585,653 Profit/(Loss) After Tax 2015 ₦78,036 2014 ₦27,303 2015 EPS 0.49 2014 (0.17)

ACCESS BANK PLC : FINANCIAL STATEMENTS FOR THE PERIOD ENDED 30 JUNE, 2016

₦'000 Gross Earnings 2016 ₦174,069,317 2015 ₦ 168,641,952 Profit After Tax 2016 ₦68,369,271 2015 ₦33,891,791 2016 EPS 1.61 2015 1.35

UNIVERSAL INSURANCE PLC : FINANCIAL STATEMENTS FOR THE PERIOD ENDED 30 JUNE 2015

₦'000 Gross Premium Written 2015 ₦457,895 2014 ₦ 425,777 Profit After Tax 2015 ₦42,476 2014 ₦59,630 2015 EPS 0.26 2014 (0.37)

UNIVERSAL INSURANCE PLC : FINANCIAL STATEMENTS FOR THE PERIOD ENDED 31 MARCH 2015

₦'000 Gross Premium Written 2015 ₦123,776 2014 ₦ 106,197 Profit/(Loss) After Tax 2015 ₦42,388 2014 ₦39,917 2015 EPS 0.27 2014 0.25

CORPORATE ACTIONS

Company	Dividend/share	Bonus	Closure of Register	AGM Date	Payment Date
PZ Cussons Nigeria Plc	50 Kobo	Nil	19th – 23rd September 2016	6th October 2016	7th October 2016
Guaranty Trust Bank Plc (Interim)	25 Kobo	Nil	1st September 2016	N/A	9th September 2016
Access Bank Plc (Interim)	25 Kobo	Nil	6th September 2016	N/A	13th September 2016

ETPs

Also traded during the week were a total of 57,828 units of Exchange Traded Products (ETPs) valued at ₦766,162.96 executed in 37 deals compared with a total of 1.003 million units valued at ₦12.116 million transacted last week in 43 deals. (See summary in the table below).



DYNAMIC PORTFOLIO LIMITED
CAPITAL MARKET & RESEARCH UNIT
(MEMBER OF THE NIGERIAN STOCK EXCHANGE)
 PENT HOUSE, 20 CAMPBELL STREET, LAGOS
 08055550606, 08023160752

S/N	Security	Deals	Volume	Value
1	VETGRIF30	8.00	52,045.00	644,959.80
2	VETBANK	7.00	2,370.00	6,401.45
3	LOTUSHAL15	8.00	2,060.00	18,067.25
4	VETGOODS	7.00	1,003.00	6,848.01
5	VETINDEF	6.00	330.00	5,946.45
6	NEWGOLD	1.00	20.00	83,940.00
	TOTAL	37.00	57,828.00	766,162.96

BONDS

A total of 3,127 units of Federal Government Bond valued at N 3.057 million were traded in 6 deals compared to a total of 4,044 units of Federal Government Bonds valued at N 4.062 million transacted last week in 6 deals.

S/N	Company	Trades	Volume	Value
1	FG122020S1	5.00	2,577.00	2,600,317.34
2	FG112034S2	1.00	550.00	456,446.83
	TOTAL	6.00	3,127.00	3,056,764.17

NASD OTC MARKET REPORT

The Unlisted Securities Index depreciated by 0.03%, from 652.20 to 651.98.


Market Capitalization also decreased to ₦433.05 billion from ₦433.19 billion when compared with Friday last week trading day.

Trading activities decreased in volume as 66,820 securities worth ₦2,760 in 8 deals exchanged hands today, as against 1.085 million securities worth ₦1,970 in 21 deals carried out last week Friday.

A total number of 1 security declined leaving 29 Securities unchanged.

OTC Snapshot

OTC Snapshot	WEEK CLOSE 19/08/2016	WEEK OPEN 12/08/2016	Absolute Change	% Change
Unlisted Securities Index ["USI"]	651.98	652.20	- 0.22	-0.03
Market Cap (N'bn)	433.05	433.19	- 0.14	-0.03
Volume	66.82	1,085.06	- 1,018.24	-93.84
Value (N 000)	2.76	1.97	0.79	39.81
Deals	8.00	21.00	- 13.00	-61.90



DYNAMIC PORTFOLIO LIMITED
CAPITAL MARKET & RESEARCH UNIT
(MEMBER OF THE NIGERIAN STOCK EXCHANGE)
PENT HOUSE, 20 CAMPBELL STREET, LAGOS
08055550606, 08023160752

Security Name	Opening Week Price	Close Week Price	Absolute Change
INDUSTRIAL AND GENERAL INSURANCE PLC	0.10	0.09	- 0.01

RECOMMENDED STOCKS

STOCKS	CURRENT
PRICE	
	₦
ZENITH INT'L BANK PLC	15.80
GUARANTY TRUST BANK PLC	25.25
DANGOTE SUGAR REFINERY PLC	6.50
UNITED CAPITAL PLC	2.30
UNITED BANK FOR AFRICA PLC	4.36
NESTLE NIGERIA PLC	825.01
TOTAL NIGERIA PLC	244.00
MOBIL OIL NIGERIA PLC	162.65
DANGOTE CEMENT PLC	183.00
NIGERIAN BREWERIES PLC	138.01

Disclaimer

This report is prepared by the Capital Market and Research Unit of Dynamic Portfolio Ltd as a guideline for clients that intend to invest in stocks on the basis of their own investment decision without completely relying on the information contained herein. Thus, Clients should use this report as one of many other factors in making their investment decisions. Although the report has been carefully prepared, no responsibility or liability whatsoever is accepted by Dynamic Portfolio Ltd for omission of facts and any consequential loss arising from the use of this report.