

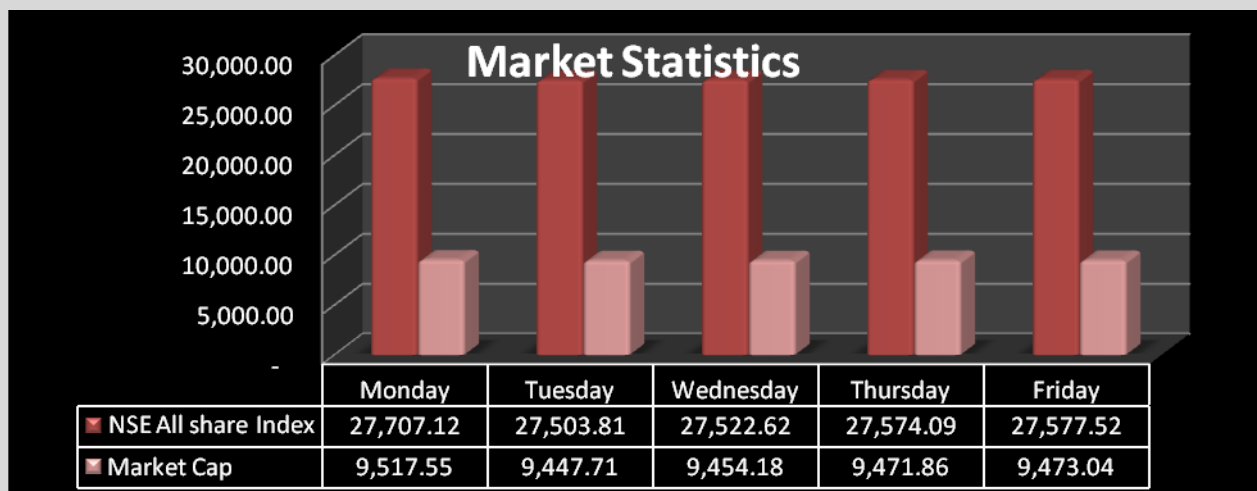


DYNAMIC PORTFOLIO LIMITED
CAPITAL MARKET & RESEARCH UNIT
(MEMBER OF THE NIGERIAN STOCK EXCHANGE)
 PENT HOUSE, 20 CAMPBELL STREET, LAGOS
 08055550606, 08023160752

MARKET STATISTICS

	Week Opening	Week Close	Absolute Change	% Change
ALL SHARE INDEX (PTS)	27,756.67	27,577.52	- 179.15	-0.65
MAT CAP (N'TRN)	9,534.57	9,473.04	- 61.53	-0.65


The NSE All-Share Index and Market Capitalization depreciated by 0.65% to close on Friday at 27,577.52 and ₦9.47 trillion respectively.



EQUITIES

A turnover of 1.183 billion shares worth ₦ 10.300 billion in 16,522 deals were traded by investors on the floor of the Exchange in contrast to a total of 1.115 billion shares worth ₦ 13.828 billion in 16,083 deals last week.

Date	Deals	Turnover Volume	Turnover Value(N)	Traded Stocks	Advanced Stocks	Declined Stocks	Unchanged Stocks
5-Sep-16	3,221.00	195.02	1,570.11	94.00	13.00	17.00	64.00
6-Sep-16	3,682.00	176.77	1,885.18	91.00	10.00	25.00	56.00
7-Sep-16	3,709.00	295.71	3,587.02	92.00	17.00	18.00	57.00
8-Sep-16	3,067.00	242.74	1,737.17	94.00	23.00	11.00	60.00
9-Sep-16	2,843.00	272.85	1,520.95	92.00	22.00	17.00	53.00



DYNAMIC PORTFOLIO LIMITED
CAPITAL MARKET & RESEARCH UNIT
(MEMBER OF THE NIGERIAN STOCK EXCHANGE)
PENT HOUSE, 20 CAMPBELL STREET, LAGOS
08055550606, 08023160752

TOP 10 PRICE GAINERS

S/N	Stock	Week close price	Week Opening Price	Absolute Change
1	SEPLAT PETROLEUM DEVELOPMENT COMPANY PLC	325.00	318.33	6.67
2	GUINNESS NIGERIA PLC	100.00	94.65	5.35
3	CONOIL PLC	23.79	20.57	3.22
4	7UP BOTTLING COMPANY PLC	146.45	144.90	1.55
5	UNILEVER NIGERIA PLC	40.27	39.03	1.24
6	NNIGERIAN BREWERIES PLC	141.75	141.00	0.75
7	STANBIC IBTC HOLDINGS PLC	15.00	14.50	0.50
8	CAP PLC	32.00	31.57	0.43
9	UAC OF NIGERIA PLC	20.80	20.50	0.30
10	UNION BANK OF NIGERIA PLC	4.45	4.20	0.25

TOP 10 PRICE LOSERS

S/N	Stock	Week close price	Week Opening Price	Absolute Change
1	FORTE OIL PLC	165.06	177.00	- 11.94
2	JULIUS BERGER NIGERIA PLC	39.44	43.69	- 4.25
3	DANGOTE CEMENT PLC	173.00	176.01	- 3.01
4	TOTAL NIGERIA PLC	241.08	241.90	- 0.82
5	INTERNATIONAL BREWERIES PLC	19.00	19.76	- 0.76
6	FLOUR MILLS OF NIGERIA PLC	19.00	19.75	- 0.75
7	MOBIL OIL NIGERIA PLC	170.06	170.78	- 0.72
8	CADBURY NIGERIA PLC	14.00	14.60	- 0.60
9	LAFARGE AFRICA PLC	56.00	56.40	- 0.40
10	PRESKO PLC	45.00	45.30	- 0.30

FINANCIAL NEWS


AUDITED ACCOUNTS

CONOIL PLC : FINANCIAL STATEMENTS FOR THE YEAR ENDED 31 DECEMBER, 2015

₦' 000 Revenue 2015 ₦82,919,220 2014 ₦ 128,352,674 Profit After Tax 2015 ₦2,307,558 2014 ₦834,421 2015 EPS 3.33 2014 1.20

CAPITAL OIL PLC : FINANCIAL STATEMENTS FOR THE PERIOD ENDED 31 DECEMBER, 2015

₦'000 Revenue 2015 ₦1,132,723 2014 ₦ 2,106,210 Profit After Tax 2015 ₦61,852 2014 ₦131,161



FINANCIAL NEWS

UNAUDITED ACCOUNTS

CAPITAL OIL PLC : FINANCIAL STATEMENTS FOR THE PERIOD ENDED 30 SEPTEMBER, 2015

₦' 000 Revenue 2015 ₦898,514 2014 ₦ 1,664,896 Loss After Tax 2015 ₦21,873 2014 ₦77,468 2015 EPS (0.71) 2014 (2.52)

CAPITAL OIL PLC : FINANCIAL STATEMENTS FOR THE PERIOD ENDED 30 JUNE, 2015

₦'000 Revenue 2015 ₦615,172 2014 ₦ 1,153,042 Loss After Tax 2015 ₦57,359 2014 ₦58,300 2015 EPS (1.87) 2014 (1.90)

CAPITAL OIL PLC : FINANCIAL STATEMENTS FOR THE PERIOD ENDED 31 MARCH, 2015

₦'000 Revenue 2015 ₦350,105 2014 ₦ 619,319 Loss After Tax 2015 ₦26,062 2014 ₦36,868 2015 EPS (0.85) 2014 (1.20)

ETPs

Also traded during the week were a total of 943 units of Exchange Traded Products (ETPs) valued at ₦1.357 million executed in 28 deals compared with a total of 29,242 units valued at ₦283,496 transacted last week in 42 deals. (See summary in the table below).

S/N	Security	Deals	Volume	Value
1	LOTUSHAL 15	6.00	125.00	1,113.90
2	NEWGOLD	2.00	338.00	1,350,495.00
3	VETGRIF30	6.00	125.00	1,576.45
4	VETBANK	3.00	110.00	313.55
5	VETGOODS	6.00	125.00	897.20
6	VETINDEF	5.00	120.00	2,190.70
	TOTAL	28.00	943.00	1,356,586.80

BONDS

A total of 9,140 units of Federal Government Bond valued at N 9.198 million were traded in 6 deals compared to a total of 4,470 units of Federal Government Bonds valued at N 4.313 million transacted last week in 8 deals.

S/N	Company	Trades	Volume	Value
1	FG122020S1	1.00	495.00	505,384.28
2	FG112024S1	1.00	5,645.00	5,907,885.69
3	FG132026S1	1.00	2,500.00	2,274,202.66
4	FG122020S1	3.00	500.00	510,077.99
	TOTAL	6.00	9,140.00	9,197,550.62

NASD OTC MARKET REPORT

The Unlisted Securities Index depreciated by 4.82%, from 645.21 to 614.09.

Market Capitalization also decreased to ₦408.06 billion from ₦428.55 billion when compared with Friday last week trading day.

Trading activities decreased in volume as 305,050 securities worth ₦2,190 in 10 deals exchanged hands today, as against 305,050 securities worth ₦2,190 in 10 deals carried out last week Friday.

A total number of 2 securities gained and 4 securities declined leaving 26 Securities unchanged.



OTC Snapshot

OTC Snapshot	WEEK CLOSE 09/09/2016	WEEK CLOSE 02/09/2016	Absolute Change	% Change
Unlisted Securities Index ["USI"]	614.09	645.21	- 31.12	-4.82
Market Cap (N'bn)	408.06	428.55	- 20.49	-4.78
Volume	49,109.64	305.05	48,804.59	15998.83
Value (N 000)	26.22	2.19	24.04	1099.36
Deals	29.00	10.00	19.00	190.00

Security Name	Opening Week Price	Close Week Price	Absolute Change
AG MORTGAGE BSANK PLC	2.61	2.87	0.26
JAIZ INTERNATIONAL PLC	1.10	1.21	0.11
INDUSTRIAL AND GENERAL INSURANCE PLC	0.10	0.09	- 0.01
ACORN PETROLEUM PLC	0.35	0.32	- 0.03
CENTRAL SECURITIES CLEARING SYSTEM PLC	6.50	4.95	- 1.55
FRIESLAND CAMPINA WAMCO NIGERIA PLC	160.00	140.00	- 20.00

RECOMMENDED STOCKS

STOCKS	CURRENT PRICE
	N
ZENITH INT'L BANK PLC	14.60
GUARANTY TRUST BANK PLC	27.00
DANGOTE SUGAR REFINERY PLC	6.40
UNITED CAPITAL PLC	2.24
UNITED BANK FOR AFRICA PLC	4.51
NESTLE NIGERIA PLC	825.00
TOTAL NIGERIA PLC	241.08
MOBIL OIL NIGERIA PLC	170.06
DANGOTE CEMENT PLC	173.00
NIGERIAN BREWERIES PLC	141.75

Disclaimer

This report is prepared by the Capital Market and Research Unit of Dynamic Portfolio Ltd as a guideline for clients that intend to invest in stocks on the basis of their own investment decision without completely relying on the information contained herein. Thus, Clients should use this report as one of many other factors in making their investment decisions. Although the report has been carefully prepared, no responsibility or liability whatsoever is accepted by Dynamic Portfolio Ltd for omission of facts and any consequential loss arising from the use of this report.